

SSV/M6 COMBOS

Accurate
Reliable
Compact
Economical

HIGHEST ACCURACY & DETECTION IN ONE COMPACT SYSTEM

INTEGRATED CHECKWEIGHER & METAL DETECTOR

The combo merges Anritsu's highly regarded SSV checkweigher and dual-frequency M6 metal detector on a single frame with unified controls.

The metal detector is fully integrated with no additional boards to fail. The unified display/interface gives one point to run HACCP checks and pull data.

- ▶ **Accuracy:** With checkweigher accuracy as low as $\pm 0.01g$ at 3σ , speed up to 400 products/min, and simultaneous dual-frequency metal detection, Anritsu combos deliver top performance and productivity.
- ▶ **Reliability:** Anritsu checkweighers and metal detectors have proven dependability with nearly 150,000 installations worldwide since 1964
- ▶ **Small Footprint:** Anritsu combos are one of the industry's most compact combination systems.
- ▶ **Economy:** A combo costs far less than separate checkweigher and metal detector while fitting in the space of just one machine.
- ▶ **Stability:** Patented signal processing and advanced engineering provide superb resistance to environmental interference, noise and vibrations.
- ▶ **Configurations:** Horizontal or vertical metal detector, IP30 or IP66 washdown, and numerous head sizes and belt widths.

STANDARD FEATURES

- Simultaneous dual-frequency metal detection
- Easy product setup wizard
- USB & Ethernet data output
- Tool-free fast belt removal
- Smart Measurement Function (SMF)
- 200 product presets
- Guided troubleshooting & diagnostics
- Quick warm-up
- Unified interface & controls

Discover what you've been missing...

About Anritsu

Since its first checkweigher in 1964, Anritsu has grown into one of the largest inspection system providers in the world. Anritsu designs and develops its flexible weighing and detection solutions in-house.

Founded in 1895, Anritsu is a billion-dollar global powerhouse based in Japan with a legacy of innovation and meticulous engineering in electronics, telecom and testing.

FULL SOLUTION PROVIDER



- 24/7 technical support
- Remote support
- Preventative maintenance
- HACCP performance
- Radiation safety

SPECIFICATIONS

Feature		IP30	IP66
Horizontal Head	Max. Prod. Heights (mm)*	50, 80, 100, 120, 130, 150, 180	45, 75, 95, 115, 125, 145, 175
	Max. Prod. Widths (mm)*	100, 160, 250, 350	160, 230, 350
	Weight Range*	0.4g-6,000g	6.0g-6,000g
	Max Speed*	170ppm-400ppm	70ppm-280ppm
	Max Weight Accuracy*	3σ = ±0.015g-1.5g	3σ = ±0.1g-1.5g
Vertical Head	Max. Prod. Heights (mm)*	280, 430	275, 425
	Max. Prod. Widths (mm)*	80, 100, 120, 130, 150, 180	80, 100, 120, 130, 150, 180
	Weight Range*	1.2g-6,000g	6.0g-6,000g
	Max Speed*	110ppm-400ppm	70ppm-280ppm
	Max Weight Accuracy*	3σ = ±0.015g-1.5g	3σ = ±0.1g-1.5g
Weigh Cell Type		Strain gauge or force balance	Strain gauge or force balance

*Available specifications depend on customer requirements and applicable equipment models.

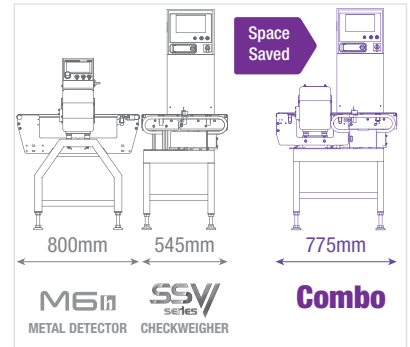
PHARMA & NUTRACEUTICALS

Vertical metal detector heads allow inspection of upright packaging like bottles and stand-up pouches. 21 CFR Part11 compliance available.

VERTICAL HEAD METAL DETECTOR



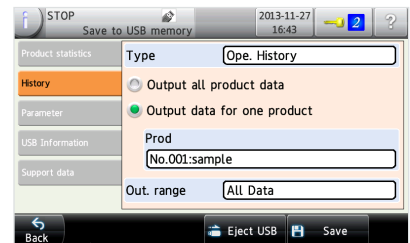
Example installation with vertical metal detector and dual flipper reject



Put a checkweigher and metal detector in the space of one unit.



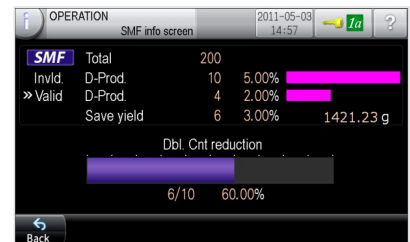
Main screen shows real-time weight and detection status.



Export combined checkweigher & metal detector statistics, inspection history, and settings to USB.



Checkweigher recent history shows color-coded weight and reject criteria.



Smart Measurement Function (SMF) can minimize false rejects caused by inconsistently spaced products.